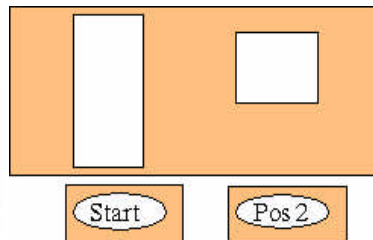
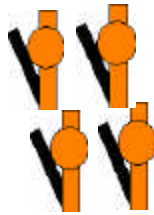



STAGE 1 BATTLE OF GONZALES



SCENARIO: (2 October 1835) The Battle of Gonzales is generally considered to be the first battle of the Texas Revolution. The battle flag used by the Texans at the Battle of Gonzales gained considerable recognition as the "Come and Take It" flag which acquired its name from the words "Come and Take It" printed below a black cannon.

SET-UP: Rifle targets at 25-35 yards. Pistol targets at 8-10 yards. Shotgun targets at 10 yards.

AMMO:

- **SHOTGUN** 4
- **PISTOLS** 10
- **RIFLE** 8

WEAPONS STAGED:

Shotgun at Cowboy in hand at cowboy port rms.
Pistols Holstered.
Rifle staged in rack

STARTING POSITION: Standing at the door with shotgun in hand at Cowboy port arms, both hands on the shotgun.

AT THE BUZZER: Yell: "COME AND TAKE IT!" then sweep the four shotgun targets. Ground the shotgun and grab the rifle. Double tap the 4 rifle targets. Ground the rifle. Move to the Window (shooting box). SWEEP Pistol Targets P1-P5 with both pistols This is a "Gunfighter Friendly" stage. Gunfighters may change leads as long as no more than two consecutive shots are fired with either pistol and the targets are engaged in accordance with stage instructions.

PROCEDURALS & SCORING

+10 Second Penalty for failure to comply with scenario instructions as written. Each target not engaged with the specific firearm required by stage instructions will be scored as a miss.